

## Contact Details


Before using the product, please check the guide pages at the front of this catalog.

Internet

<https://www.daikinpmc.com/en/>

For latest information, PDF catalogs and operation manuals

# Compact Medium-pressure Vane Pump



## Features

- The straight vane type structure realizes compact and lightweight design which brings greater cost effectiveness. These vane pumps with a maximum pressure of 17.2 MPa are suited to various applications in industrial machinery.

## Nomenclature

※ - **DE** ※※ - ※ - ※ - ※ - **10**

1                      2                      3                      4                      5                      6                      7

### 1 Applicable fluid code

No designation: Wear-resistant hydraulic fluid  
Water-glycol hydraulic fluid  
F: Phosphate ester hydraulic fluid

### 2 Model No.

DE: Compact medium-pressure vane pump

### 3 Pump capacity code

10: DE10 ( 3.3 to 22.8 cm<sup>3</sup>/rev)  
20: DE20 (19.5 to 42.4 cm<sup>3</sup>/rev)

### 4 Pump capacity (cm<sup>3</sup>/rev)

	DE10	DE20
1:	3.3	6: 19.5
2:	6.6	7: 22.8
3:	9.8	8: 26.5
4:	13.1	9: 29.7
5:	16.4	11: 36.4
6:	19.5	12: 39
7:	22.8	13: 42.4

### 5 Direction of rotation, when viewed from the shaft end

R: Clockwise (rightward)  
L: Counterclockwise (leftward)

### 6 Installation types

No designation: Without foot  
B: With foot

### 7 Design No.

(The design No. is subject to change)

## Specifications and masses

Model No.	Displacement volume cm <sup>3</sup> /rev	Maximum pressure* MPa	Minimum pressure MPa	Minimum rotational speed min <sup>-1</sup>	Maximum rotational speed* min <sup>-1</sup>	Mass kg	
						Without foot support	With foot support
DE10-1	3.3	17.2	0.7	600	1800	5	7
DE10-2	6.6						
DE10-3	9.8						
DE10-4	13.1						
DE10-5	16.4						
DE10-6	19.5	15.2					
DE10-7	22.8	13.8					
DE20-6	19.5	17.2					
DE20-7	22.8						
DE20-8	26.5						
DE20-9	29.7						
DE20-11	36.4						
DE20-12	39	15.2					
DE20-13	42.4						

\* Values with wear-resistant hydraulic fluid

- Foot supports are not provided with the pump. Order them separately as required by referring to Page S-2.
- Refer to Pages D-23 and 24 for the conditions of use for models compatible with flame-resistant hydraulic oil and for other notes on handling.
- Refer to Page S-5 for the machining dimensions of coupling holes.

## Contact Details

Before using the product, please check the guide pages at the front of this catalog.

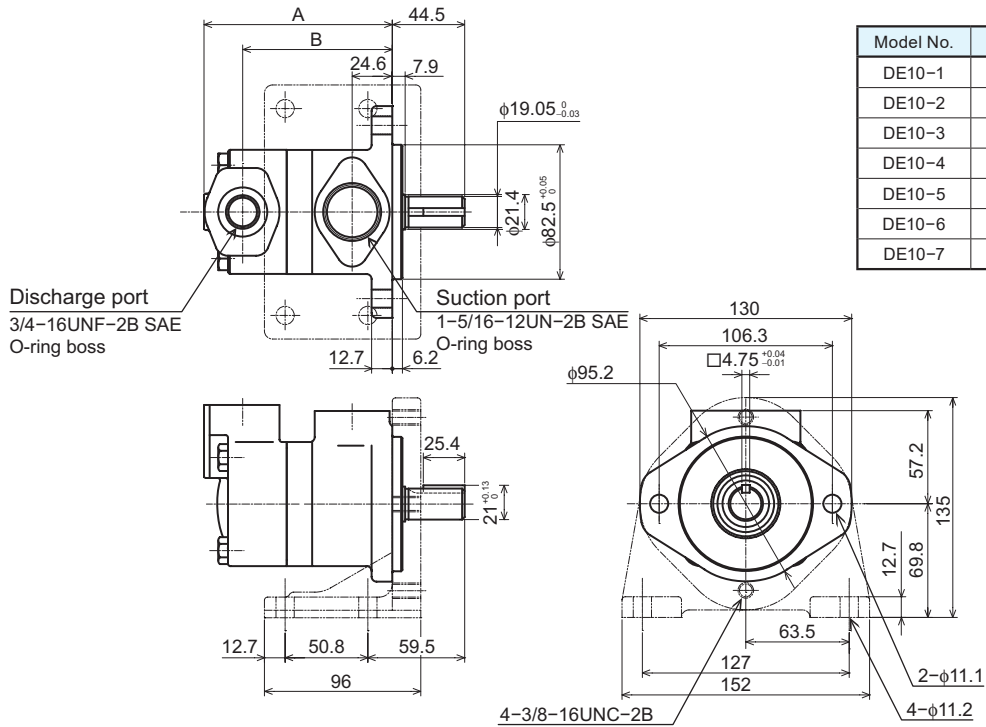
Internet

<https://www.daikinpmc.com/en/>

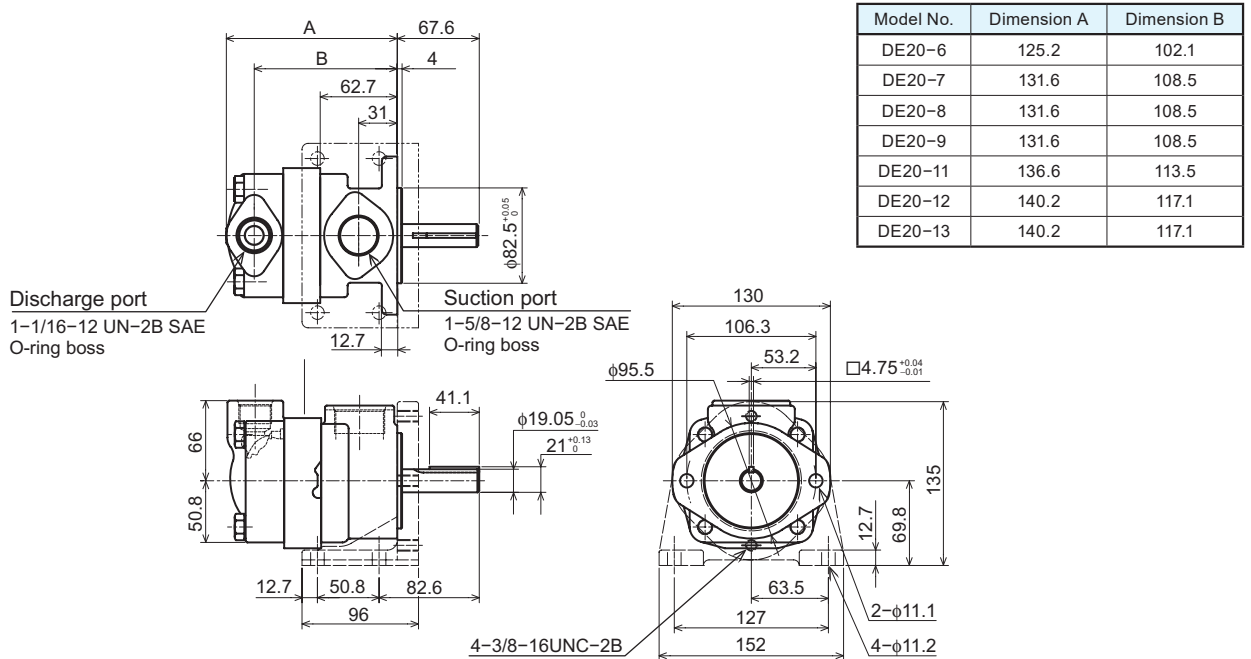
For latest information, PDF catalogs and operation manuals

## External dimension diagram

### DE10



### DE20



○ The foot mounting dimensions indicated in this drawing are those when foot model FTB-422582 is mounted.

## Contact Details

Before using the product, please check the guide pages at the front of this catalog.

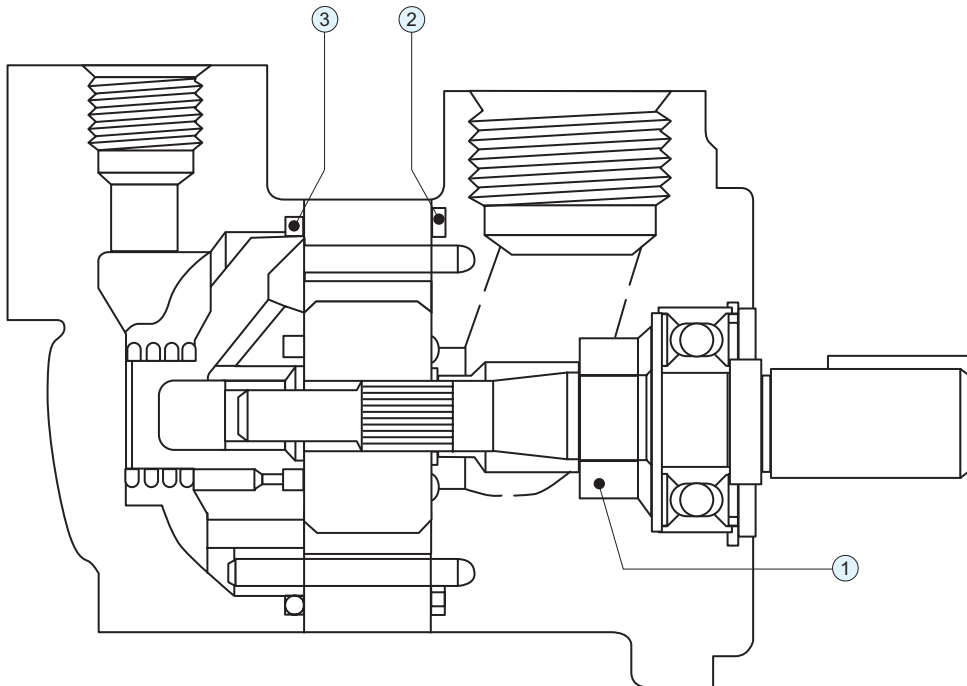
Internet

<https://www.daikinpmc.com/en/>

For latest information, PDF catalogs and operation manuals

## Sectional structural diagram

DE10, 20



DE10 Seal table

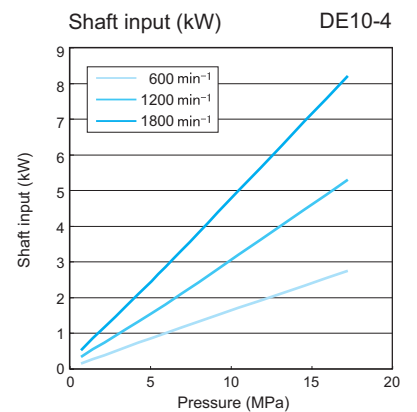
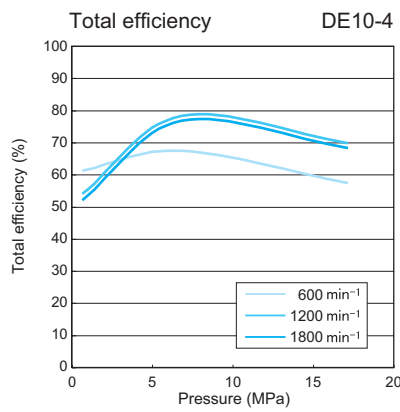
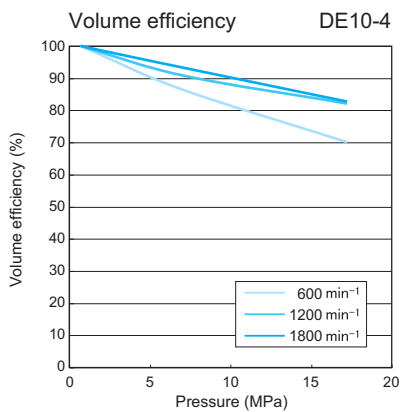
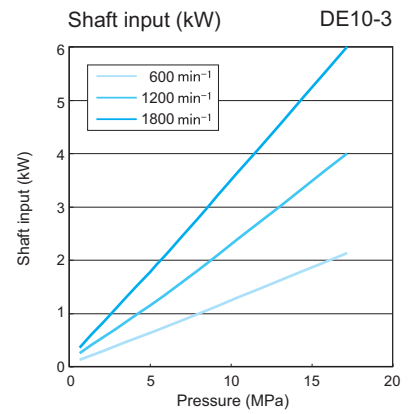
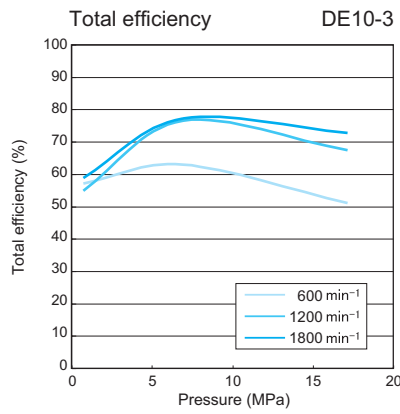
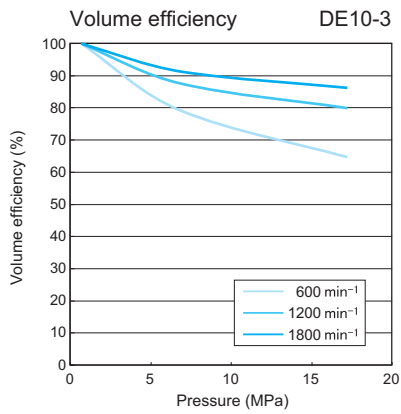
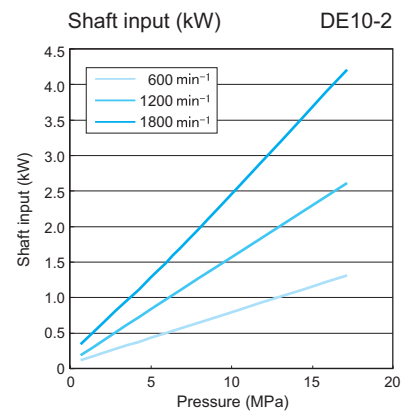
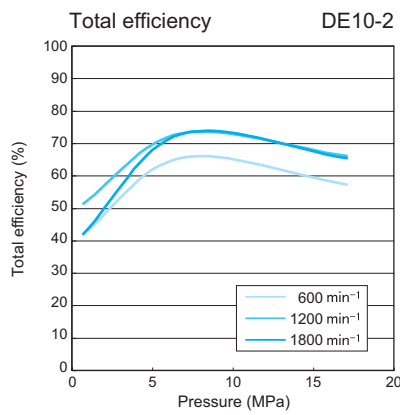
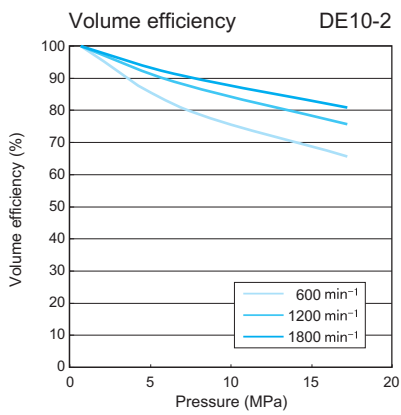
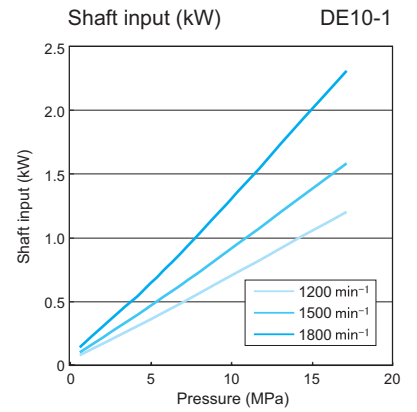
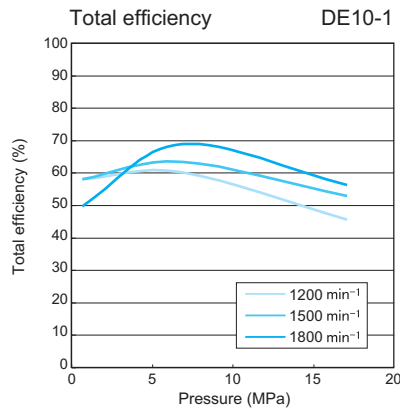
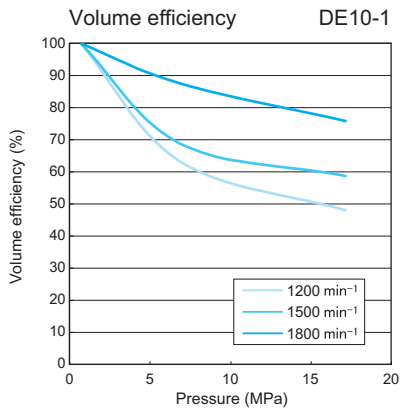
Part No.	Name	Quantity	Specifications	Material
1	Oil seal	1	Special part	NBR
2	O-ring	1	AS568-143	NBR
3	O-ring	1	AS568-144	NBR

DE20 Seal table

Part No.	Name	Quantity	Specifications	Material
1	Oil seal	1	Special part	NBR
2	O-ring	1	AS568-236	NBR
3	O-ring	1	Special part	NBR

**General performance**

**Fluid used: viscosity of 32 mm<sup>2</sup>/s**



# Contact Details

Before using the product, please check the guide pages at the front of this catalog.

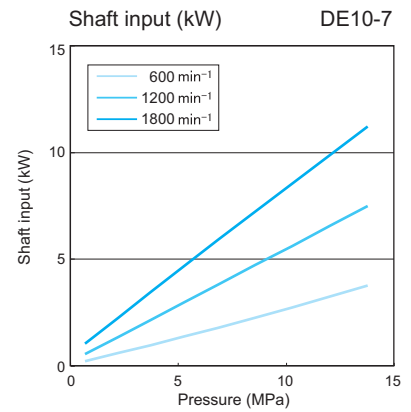
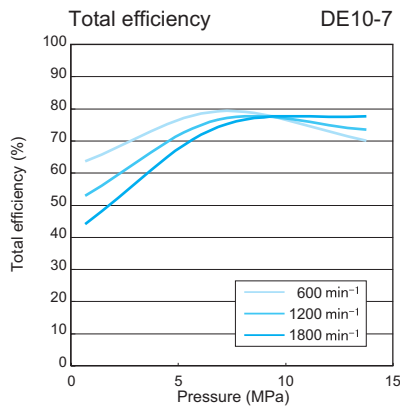
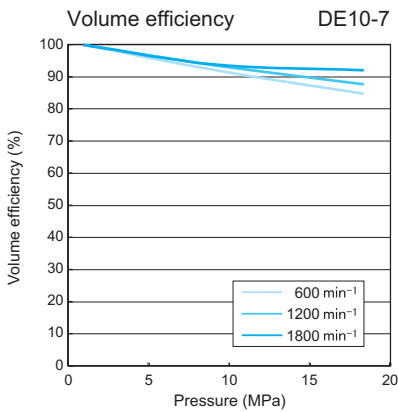
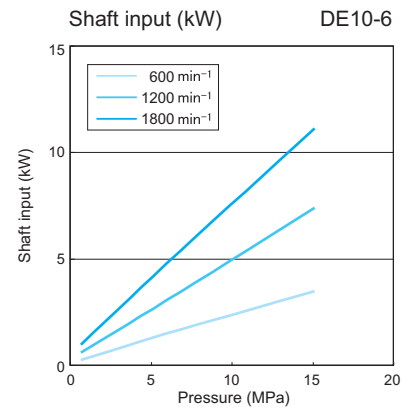
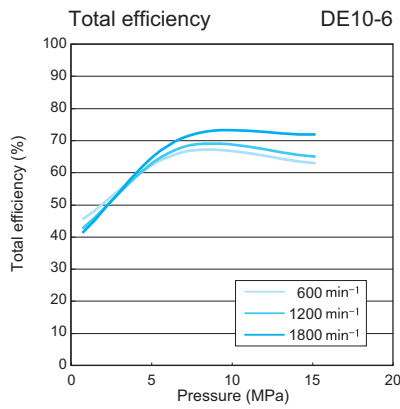
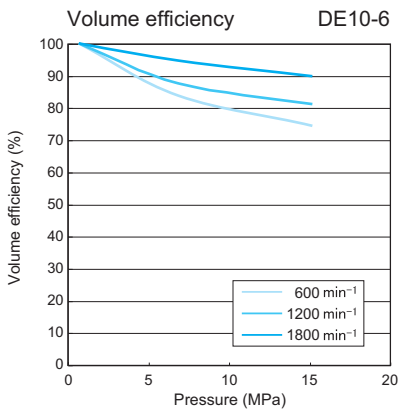
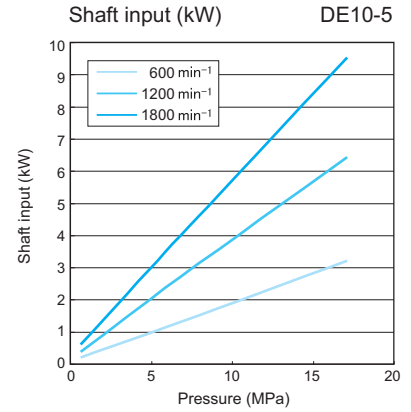
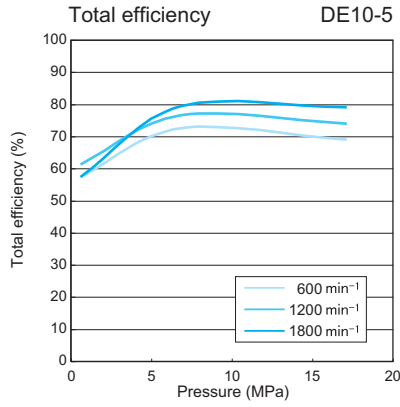
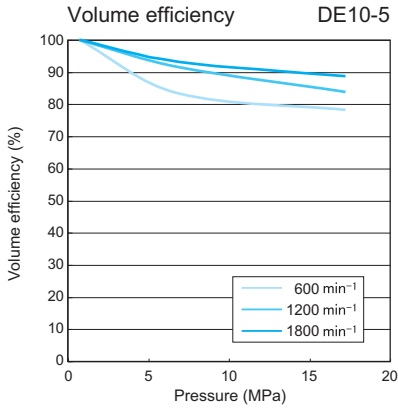
Internet

<https://www.daikinpmc.com/en/>

For latest information, PDF catalogs and operation manuals

## General performance

Fluid used: viscosity of 32 mm<sup>2</sup>/s



# Contact Details

Before using the product, please check the guide pages at the front of this catalog.

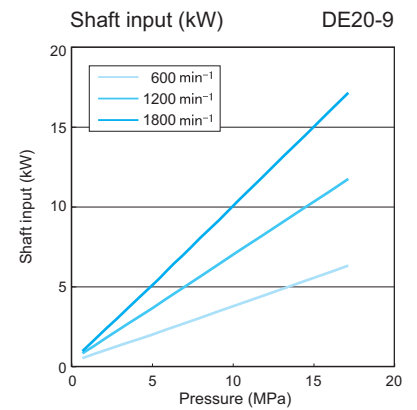
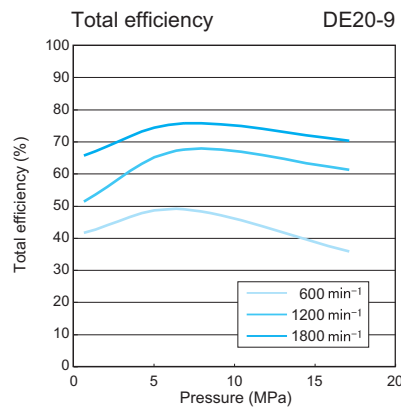
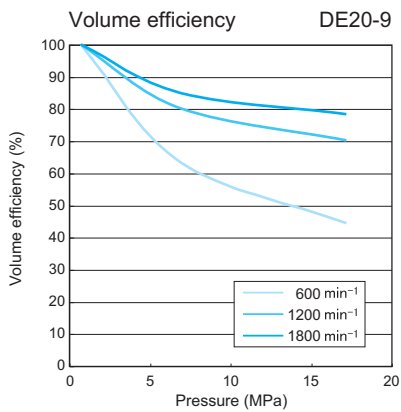
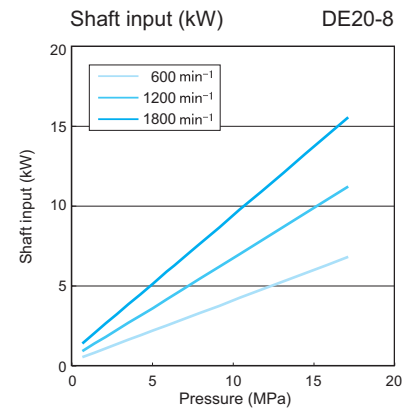
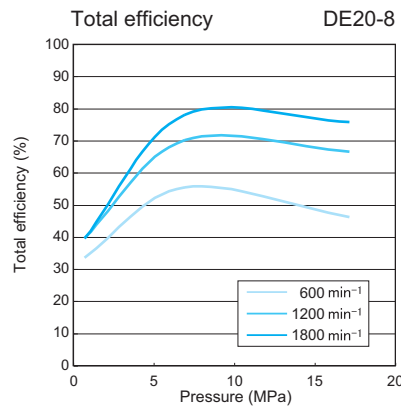
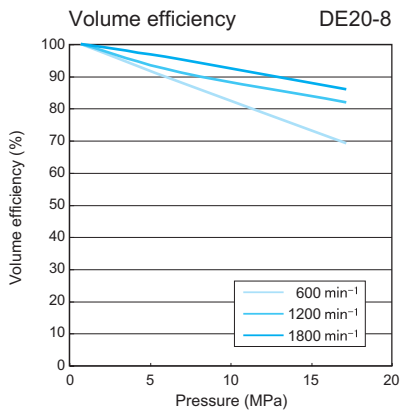
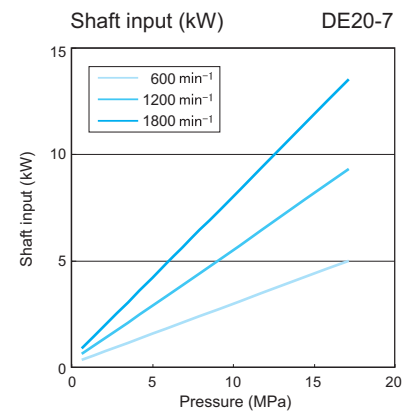
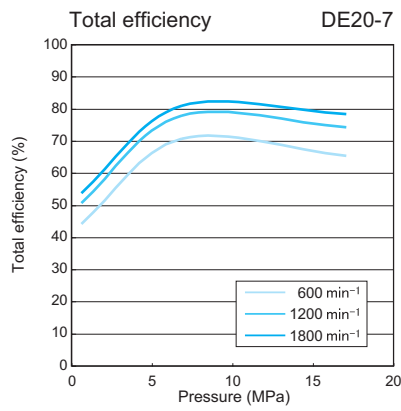
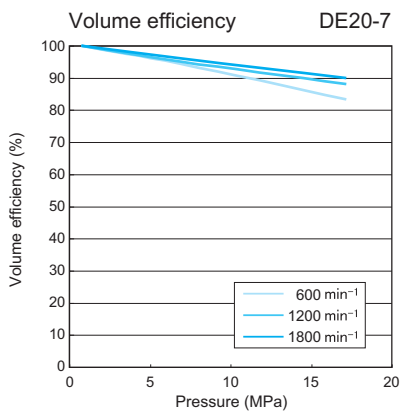
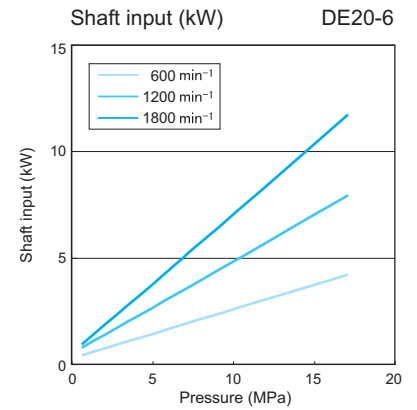
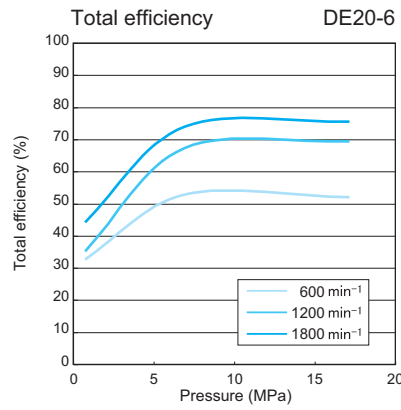
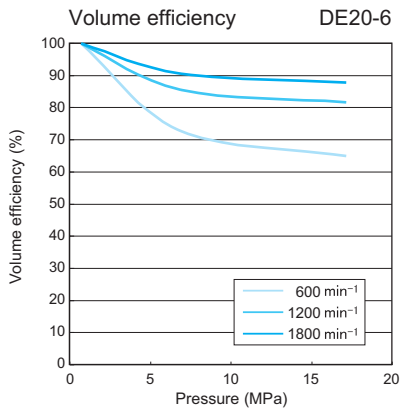
Internet

<https://www.daikinpmc.com/en/>

For latest information, PDF catalogs and operation manuals

## General performance

Fluid used: viscosity of 32 mm<sup>2</sup>/s



# Contact Details

Before using the product, please check the guide pages at the front of this catalog.

Internet

<https://www.daikinpmc.com/en/>

For latest information, PDF catalogs and operation manuals

## General performance

Fluid used: viscosity of 32 mm<sup>2</sup>/s

