

## Contact Details

Before using the product, please check the guide pages at the front of this catalog.

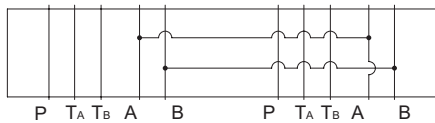
Internet

<https://www.daikinpmc.com/en/>

For latest information, PDF catalogs and operation manuals

# 03 Series Stack Valve 2-speed Plates

JIS graphic symbols for hydraulic system



## Application

A speed control circuit that enables 2-speed (high/low-speed) control can be easily constructed by simply stacking these products on the manifold block (BT-\*\*\*).

## Nomenclature

**BW - 03 - 40**

1

2

3

**1 Model No. (Applicable fluids: petroleum-based hydraulic oil, water-glycol hydraulic fluid)**

BW: 2-speed plate

**2 Nominal diameter**

03:  $\frac{3}{8}$

**3 Design No.**

(The design No. is subject to change.)

## Specifications

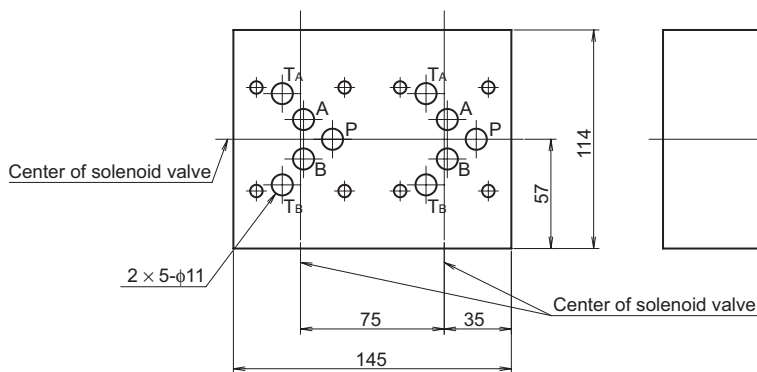
Model code	Maximum operating pressure MPa {kgf/cm <sup>2</sup> }	Maximum flow rate L/min	Mass kg
BW-03-40	25 {250}	80	6.7

## Accessories

Part name	Part specifications	Quantity
O-ring	AS568-014 (NBR, Hs90)	10

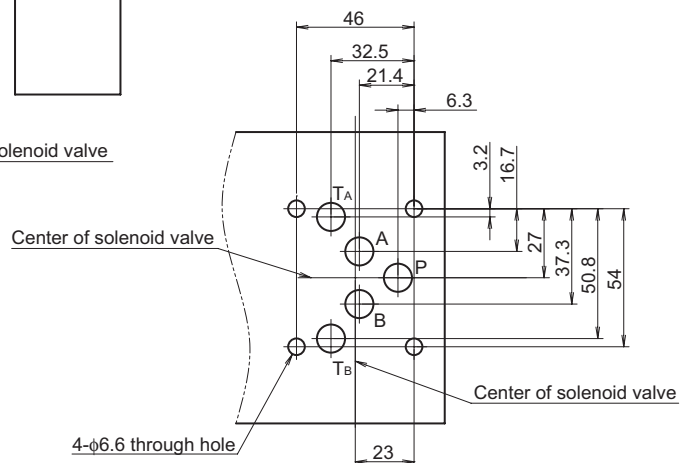
## External dimension diagram

BW-03-40



O-ring  
AS568-014  
(NBR, Hs90) 10 pcs.

2 x 5-φ15.57



Details of mounting face dimensions of G03

ISO4401-AB-03-4-A