

Contact Details

Before using the product, please check the guide pages at the front of this catalog.

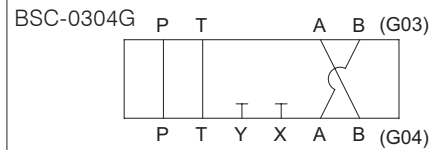
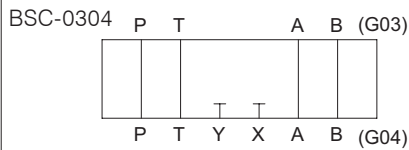
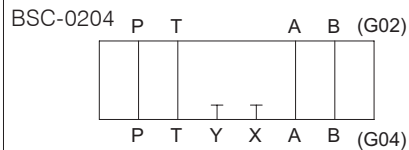
Internet

<https://www.daikinpmc.com/en/>

For latest information, PDF catalogs and operation manuals

04 Series Stack Valve Size Conversion Plates

JIS graphic symbols for hydraulic system



Nomenclature

BSC - ** 04 * - 10

1 2 3 4 5

- 1 **Model No. (Applicable fluids: petroleum-based hydraulic oil, water-glycol hydraulic fluid)**

BSC: Size conversion plate

- 2 **Top size: Nominal diameter**

02: ¼ 03: ⅜

- 3 **Bottom size: Nominal diameter**

04: ½

- 4 **Option code**

No designation: A-A, B-B connection

G: A-B, B-A connection

- 5 **Design No. (The design No. is subject to change)**

Specifications

Model code	Maximum operating pressure MPa {kgf/cm ² }	Maximum flow rate L/min	Mass kg
BSC-0204-10	25 {250}	40	4.4
BSC-0304-10		80	3.5
BSC-0304G-10			8.4

Application

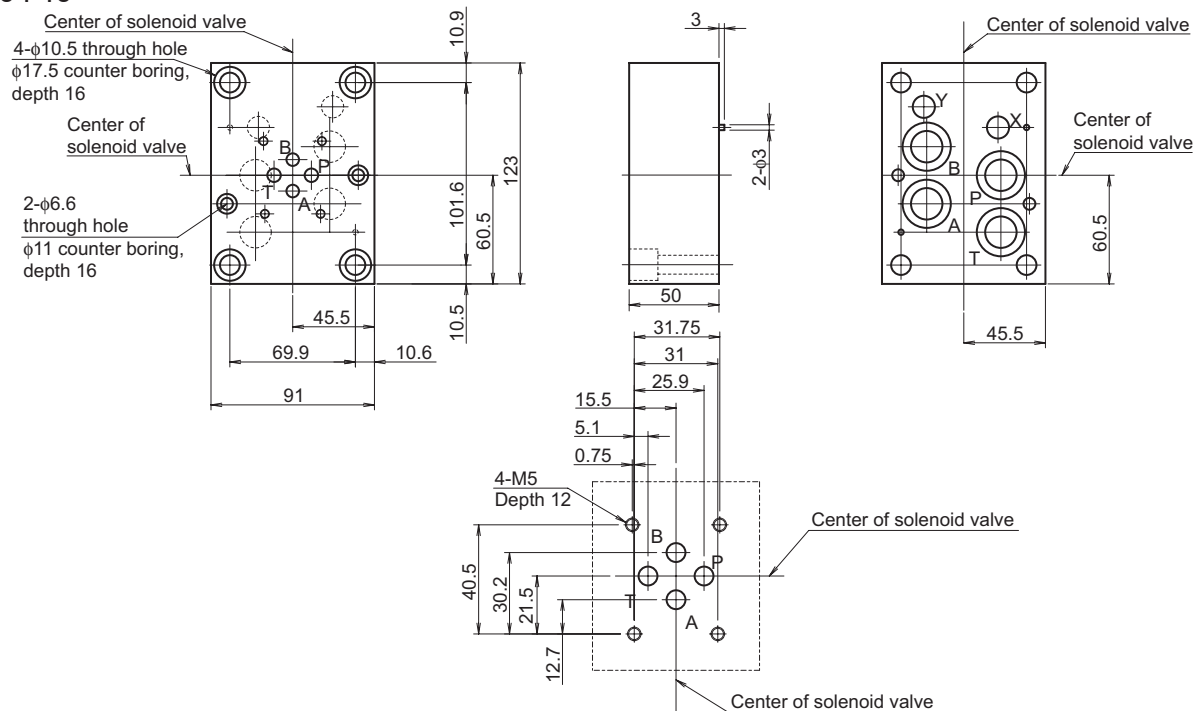
Size conversion plates are used to convert the size of a solenoid valve or stack valve to mount it on a larger manifold block (BT-***) or sub-plate.

Accessories

Model code	Name	Quantity	Part specifications
BSC-***04-10	O-ring	2	AS568-012 (NBR, Hs90)
	O-ring	4	AS568-118 (NBR, Hs90)
	Hexagon socket head cap bolt	2	M6 × 45
	Hexagon socket head cap bolt	4	M10 × 50
BSC-0304G-10	O-ring	1	AS568-012 (NBR, Hs90)
	O-ring	1	AS568-017 (NBR, Hs90)
	O-ring	4	AS568-118 (NBR, Hs90)
	Hexagon socket head cap bolt	2	M6 × 100
	Hexagon socket head cap bolt	4	M10 × 100

External dimension diagram

BSC-0204-10



Details of mounting face dimensions of G02

ISO4401-AB-03-4-A

Contact Details

Before using the product, please check the guide pages at the front of this catalog.

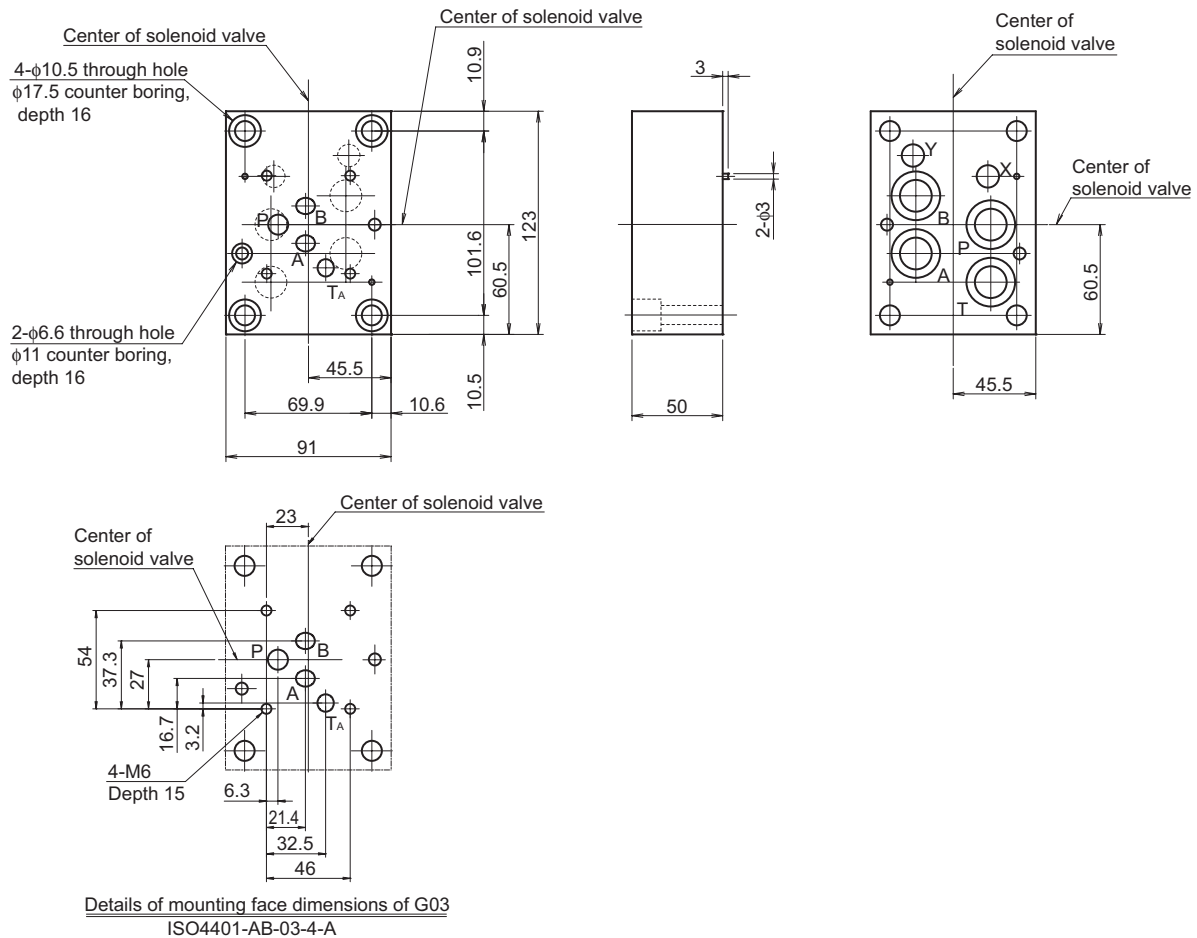
Internet

<https://www.daikinpmc.com/en/>

For latest information, PDF catalogs and operation manuals

External dimension diagram

BSC-0304-10



BSC-0304G-10

