

Contact Details

Before using the product, please check the guide pages at the front of this catalog.

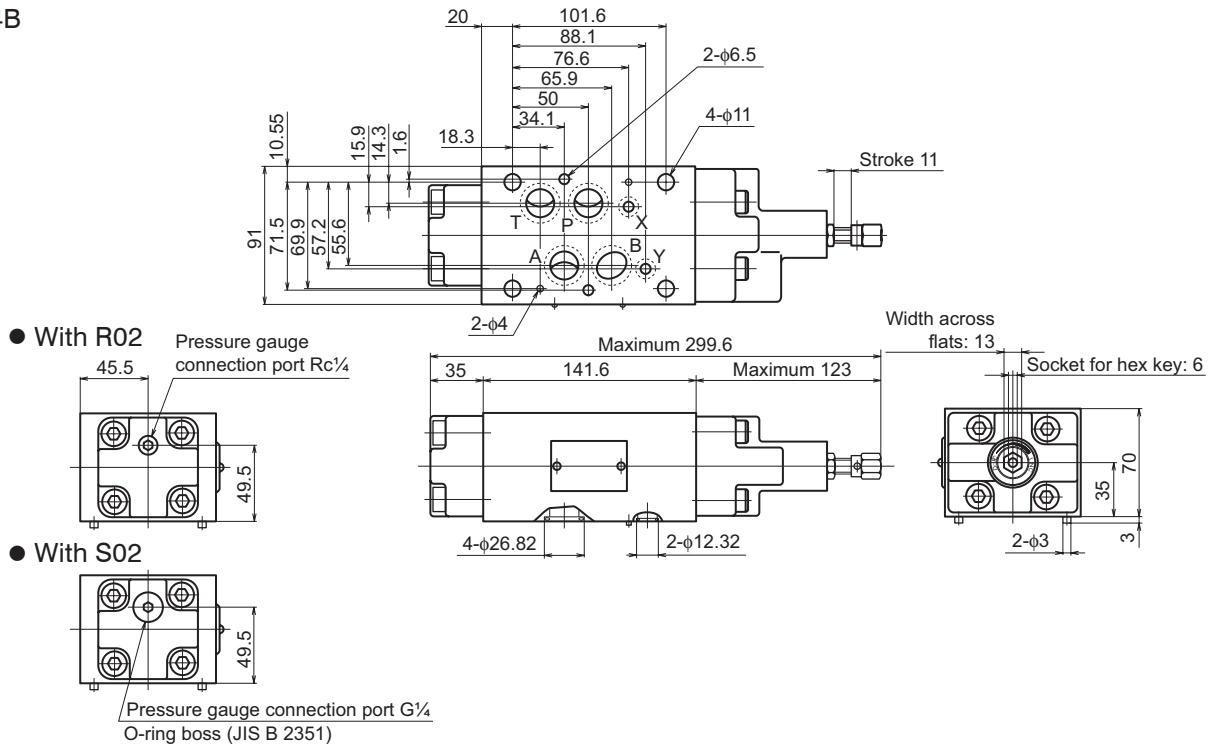
Internet

<https://www.daikinpmc.com/en/>

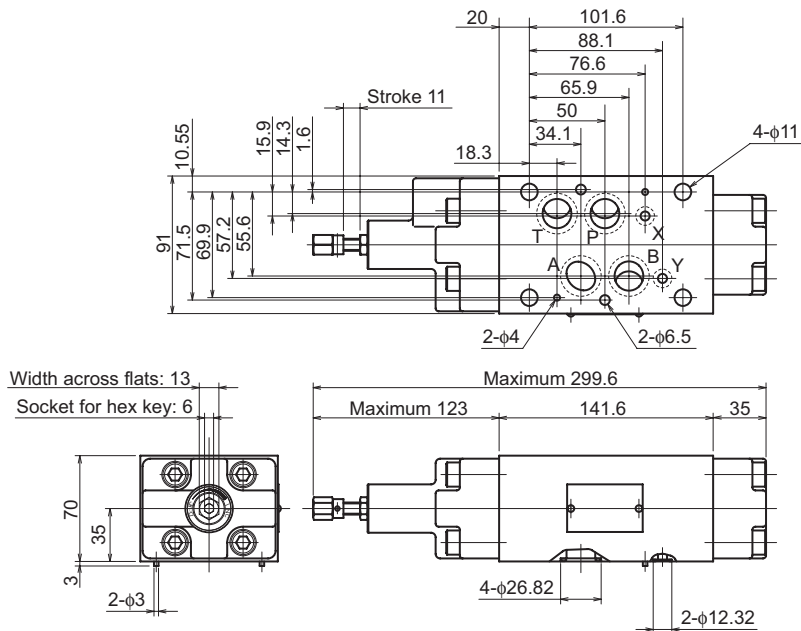
For latest information, PDF catalogs and operation manuals

External dimension diagram

MQC-04B

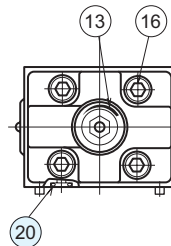
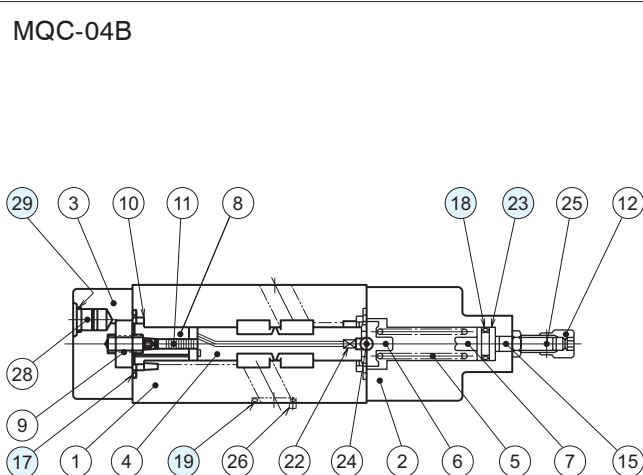


MQC-04A



Sectional structural diagram

MQC-04B



Sealing part table

Part No.	Name	Quantity		Part specifications
		-S02	-R02	
17	O-ring	2	2	JIS B 2401 1B G35
18	O-ring	1	1	JIS B 2401 1B P14
19	O-ring	4	4	AS568-118 (NBR, Hs90)
20	O-ring	2	2	AS568-012 (NBR, Hs90)
23	Backup ring	1	1	JIS B 2407 Bias cut P14
29	O-ring	1	-	JIS B 2401 1B P11

Note: Part No. 11 is used only for pressure adjustment range code C or E.